

**Monday**

# Do Now

- It's a new planner week!
  - Your choice of paper or digital this week
- Lay out your homework, sleep, activities, and goals for the week

Planners are **LIVING** documents –  
We'll see this again tomorrow!

Remember that these will be graded

# 05:00

*(YOUR NAME) Weekly Planner Period: ----*


WEEK: ----

MONDAY / TUESDAY	WEDNESDAY	THURSDAY / FRIDAY
HOMEWORK		
1. WEEKLY PLANNER	1.	1.
2.	2.	2.
3.	3.	3.
4.	4.	4.
5.	5. LUNCH	5.
6.	6.	6.
7.	7.	7.
8.	8.	8.
SLEEP SCHEDULE		
LEISURE ACTIVITIES		
1.	1.	1.
2.	2.	2.
GOAL SETTING		
ACADEMIC GOALS (LIST TWO):	PERSONAL GOALS (LIST TWO):	SELF-LOVE & SELF-CARE (LIST TWO WITH HOW TO PRACTICE)





## **Objective**

**Students will be able to** complete their personal statements.



# Personal Statement Workshop




1. On your Chromebook, please open your Personal Statement Rough Draft
  2. Pull out your Peer Feedback Forms
  3. We will be using our time today to revise, work on, and edit our Personal Statements using our feedback
  4. Upload a finished draft to Schoology by the end of class today
- 
- 



# Exit Ticket

Find the survey on Schoology and complete it for today's activity.

01:00



**Senior Seminar Exit Ticket**  
Before you leave class today, answer the following questions.

wwarren@auslctr.org [Switch account](#)   
 Not shared

\* Indicates required question

**First and Last Name \***  
Your answer \_\_\_\_\_


**Class Period \***  
Your answer \_\_\_\_\_

To what degree did you find this activity helpful for your writing process? Why or why not. \*

Your answer \_\_\_\_\_

Anything else you would like the teaching team to know?  
Your answer \_\_\_\_\_

[Submit](#) [Clear form](#)



**Tuesday**

# Weekly Email Check

- Weekly Email Check
  - GOAL: Less than 30 unread

05:00

Remember that this will be graded (SM, 0.5)

You may also update your planner during this time

(YOUR NAME) Weekly Planner Period: ----

MONDAY PERIOD	TUESDAY PERIOD	WEDNESDAY PERIOD	THURSDAY PERIOD
BENCHMARK			
1	2	3	4
5	6	7	8
9	10	11	12
SLEEP SCHEDULE			
LEISURE ACTIVITIES			
GOAL SETTING			
ACADEMIC GOALS (LIST TWO)		PERSONAL GOALS (LIST TWO)	
SELF-LOVE & SELF-CARE (LIST TWO)		SELF-LOVE & SELF-CARE (LIST TWO)	


The screenshot shows a Gmail inbox with the following visible emails:

- Vixama, Amainavt 2**: Action Needed | Activities Fair - Hello all, Thank you for signing up for the activities fair! As you know it is tomorrow so here are s... 2:00 PM
- Leonard, Ryan**: Lockdown Drill | Video and Reminders - Hey team, Happy Monday, I hope you're all well. I'm reaching out this afternoon with som... 1:22 PM
- Tor Warren (via Goo.**: Form shared with you: "Exit Ticket" - Tor Warren shared a form Tor Warren (vwarren@auslctr.org) has invited you to edit the follo... 10:02 AM
- Leonard, Ryan**: Cougar Correspondence | Week 4 | 9/16/2024 - Cougar Correspondence | Week 4 | 9/16/2024 Google Doc Version Mac... 10:02 AM
- Thank you** - Thank you for registering. Please click the link below to access your badge. DuSable Network http://public.visitor.cp... Sep 14
- Reminder** - The Chicago College and Career Advising Credential (CCCAC) launch is next week!! Session 1: Becoming a Postseco... Sep 13
- Tamara Reay** QSummer AUSL Resident Mentor Teacher Stipend Timesheet (CAHS) - Hello, Apologies for the incorrect program n... Sep 12
- Out on 9/16/24** - Thanks for the heads-up, Pruitt. Hope all goes well on Monday. Ryan Leonard (he, him, his) Principal | Chicago A... Sep 11




## **Objective**

**Students will be able to** complete their personal statements.





# Agenda

- 1) Personal Statement Work Period
  - 2) Brain Break
  - 3) Self Evaluation
  - 4) Exit Ticket
- 

# Personal Statement Workshop

1. On your Chromebook, please open your Personal Statement Rough Draft
2. Pull out your Peer Feedback Forms
3. We will be using our time today to revise, work on, and edit our Personal Statements using feedback at Voice Level 0
4. Upload a finished draft to Schoology by the end of class today

**15:00**

# Brain Break

10:00

<p><b>Stretching</b> <u><a href="#">Animal Crossing</a></u> or <u><a href="#">Qigong</a></u> Ask the Teaching Team if you'd like to put one up!</p>	<p><b>UNO</b> Join your friends in playing a classic game of Uno! We have 2 decks in the back of the class.</p>	<p><b>Drawing</b> We're in an art classroom after all. We have plenty of papers and supplies :v)</p>
<p><b>Skribbl.io</b> An online drawing guessing game you can play with your friends.</p>	<p><u><a href="#">Gartic Phone</a></u> Another online drawing game! Ask Mr. Warren to set up a room for you.</p>	<p><b>Your Choice!</b></p>

# Self Evaluation

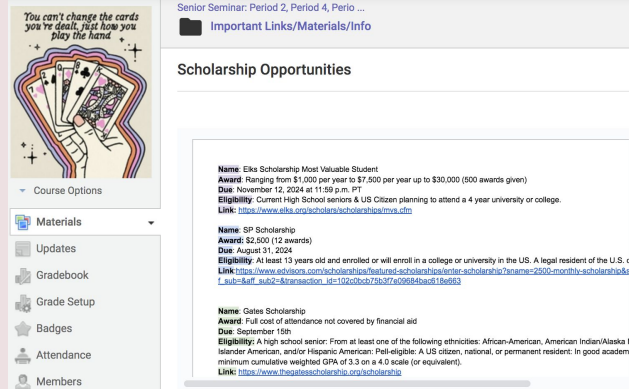
15:00

1. On your Chromebook, please open:
  - a. Your Personal Statement Rough Draft
  - b. Our Essay Rubric
2. Take some time to honestly evaluate your own paper
3. Upload your Self Evaluation to Schoology by **the end of class today**

When you are finished, continue editing your Personal Statement.  
This will be our last work period for our Personal Statements.

# If you are finished...


- Check your emails → remember we are trying to get to 30 unread emails by the end of this week
- Update your planner
- Look through Scholarship doc in Schoology
- Explore School Links + research school websites
- Prepare your High School resume/ brag sheet



The screenshot shows a Schoology course page. The top navigation bar includes 'Senior Seminar: Period 2, Period 4, Perio ...' and 'Important Links/Materials/Info'. The main content area is titled 'Scholarship Opportunities' and lists three scholarships:

- Name:** Elks Scholarship Most Valuable Student  
**Award:** Ranging from \$1,000 per year to \$7,500 per year up to \$30,000 (500 awards given)  
**Due:** November 12, 2024 at 11:59 p.m. PT  
**Eligibility:** Current High School seniors & US Citizen planning to attend a 4 year university or college.  
**Link:** <https://www.elks.org/scholarship/scholarship.aspx>
- Name:** SP Scholarship  
**Award:** \$2,500 (12 awards)  
**Due:** August 31, 2024  
**Eligibility:** At least 15 years old and enrolled or will enroll in a college or university in the US. A legal resident of the U.S. c  
**Link:** [https://www.edvisors.com/scholarships/featured-scholarships/enter-scholarship?name=2000-monthly-scholarship&\\_url=&aff\\_sub2=&transaction\\_id=13200007303760909&aid=10666](https://www.edvisors.com/scholarships/featured-scholarships/enter-scholarship?name=2000-monthly-scholarship&_url=&aff_sub2=&transaction_id=13200007303760909&aid=10666)
- Name:** Gates Scholarship  
**Award:** Full cost of attendance not covered by financial aid  
**Due:** September 15th  
**Eligibility:** A high school senior: From at least one of the following ethnicities: African-American, American Indian/Alaska I Islander American, and/or Hispanic American; Pell-eligible; A US citizen, national, or permanent resident; In good academ minimum cumulative weighted GPA of 3.3 on a 4.0 scale (or equivalent).  
**Link:** <https://www.thegatesfoundation.org/scholarship>


The left sidebar shows course options and materials, including 'Materials', 'Updates', 'Gradebook', 'Grade Setup', 'Badges', 'Attendance', and 'Members'.



# Exit Ticket

Open the Week 4 folder and complete the Exit Ticket for today.


01:00




The form features a header image of a green signpost with two hiker icons, set against a background of green grass and white mountains under a light blue sky.

### Senior Seminar Exit Ticket

Before you leave class today, answer the following questions.

wwarren@auslctr.org [Switch account](#) 

 Not shared

\* Indicates required question

**First and Last Name \***

Your answer

**Class Period \***

Your answer


To what degree did you find this activity helpful for your writing process? Why or why not. \*

Your answer

Anything else you would like the teaching team to know?

Your answer

**Submit** Clear form



**Thursday**

# Do Now

- Planner updates are due tonight!
  - Your choice of paper or digital this week
- Lay out your homework, sleep, activities, and goals for the week

Planners are **LIVING** documents –

Remember that these will be graded.

# 05:00

(YOUR NAME) Weekly Planner Period: \_\_\_\_

WEEK: \_\_\_\_

MONDAY/TUESDAY	WEDNESDAY	THURSDAY/FRIDAY
HOMEWORK		
1.	1.	1.
2. WEEKLY PLANNER	2.	2.
3.	3.	3.
4.	4.	4.
5.	5. LUNCH	5.
6.	6.	6.
7.	7.	7.
8.	8.	8.
SLEEP SCHEDULE		
LEISURE ACTIVITIES		
1.	1.	1.
2.	2.	2.
GOAL SETTING		
ACADEMIC GOALS (LIST TWO):	PERSONAL GOALS (LIST TWO):	SELF-LOVE & SELF-CARE (LIST TWO WITH HOW TO PRACTISE)

....and if you finish....check email !



# Agenda

1. Open Tracker in Schoology
2. Email Letter of Recommendation Teacher
3. Link Common App and School Links

# Tracker

- Open the tracker in Schoology → Important links/materials
- If you have completed a step, write “Y”
- If you have not completed a step, leave the box blank

Senior Seminar: Period 2, Period 4, Perio ...

Important Links/Materials/Info

Senior Seminar Tracker

Senior Seminar CHECKLIST SY25

File Edit View Insert Format Data Tools Extensions Help

100% 123 +

A1	A	B	C	D	E
1					
2		Authorization Release Form	Finalized ROUGH DRAFT of Personal Statement ON SCHOOLLOGY	FINALIZED PERSONAL STATEMENT ON COMMON APP	GENERAL APPLICATION ON ACADEMIC WORKS
3	Bodnaruk, Arsen				
4	Bustos-Contreras, Alejandro				
5	Catalan-Palacios, America				
6	Cocom, Maria				
7	Cornejo, Alexa				
8	Correa, Maribel				
9	Feliciano, Elvis				
10	Felix, Dante				
11	Flores, Kimberly				
12	Gallardo, Melanie				
13	Garzon, Frankuby				
14	Herrera, Stefany				
15	Marin, Jatziri				

1st Period Crawford/Martin 2nd Period Reay 4th Period Martin 6th Period Re

# School Links Letter of Rec Request

1. Login to School Links and select a school
2. We will review these steps together



SchoolLinks

## In your Request email....

- Explain why you chose to ask this person to write your recommendation
  - Is your post secondary option within their expertise (ex: asking a math teacher for a recommendation because you are studying accounting)?
  - Has this person known you and witnessed your achievements in recent years?
- Be transparent about deadlines → October 18th

# Email Request

1. Politely email your chosen teacher. State clearly that the deadline to submit letter to School Links is **October 18**

**Business Email Template**

Friendly opening → Hi Eve.  
I hope you are well.

Reason of your email → I am writing to you with regards to your presentation next week. As you requested, I've checked your slides and have made some suggestions. I've attached a document with all my comments.

Closing line → If you have any questions, please let me know.  
Looking forward to seeing your presentation!

All the best,  
Tony

**15:00**

# Linking Common App to School Links

1. In SchoolLinks, go to Colleges → College Applications and click Link Common App Account.
2. Follow the prompts on the screen to link your account.
3. Additionally, you need to complete the following three steps in your Common Application to finish the linking process:
  - a. Add at least one college to your Common App under College Search
  - b. Enter Chicago Academy as your high school under Education
  - c. Complete the FERPA waiver under My Colleges → Recommenders and FERPA

**05:00**

# Add a School and Start Applying

Now that these accounts are linked, start applying schools!

- By next week everyone must have applied to two schools

04:00

The screenshot displays the SchoolLinks Staff Dashboard. The top navigation bar is green and includes a home icon, the text "STUDENTS Staff Dashboard", a "Demo as student" button, and icons for user profile, messages, notifications, help, and settings. A search bar labeled "Search Students" and a "Student List" button with a right arrow are also present. The main content area is divided into two columns. The left column features a vertical green sidebar with icons for "STUDENTS", "CHECK-INS", "ANALYTICS", "DISTRICT", "COLLEGES", "CAREERS", "FINANCES", "ALUMNI", "PROGRAMS", and "ADMIN TOOLS". The right column shows the "Student Activity Feed" with the sub-header "See what your students are up to on SchoolLinks!". It lists two activity items, each with a profile icon, the text "Finished the assessment: Find Your Path", and a timestamp of "2 months ago". Below the activity feed is a "Student Activity Feed" section with the sub-header "See what your students are up to on SchoolLinks!". This section contains a horizontal row of six tabs: "Action Items" (selected), "Student To Dos", "Learning & Motivation", "SEL", "Career Interest", and "Post-Secondary". A large light gray box with rounded corners contains the text "You're all caught up! 😊👍" and "Try clicking on one of the other tabs above to see how your students are using SchoolLinks. 1". A small green chat icon is located in the bottom right corner of the dashboard.



# Exit Ticket

Find the survey on Schoology and complete it for today's activity.

## 9/26 Senior Seminar exit ticket

Form description

I was able to successfully send my letter of recommendation request via email to my teacher of choice.

- Yes!
- No, I need more time to finish this
- I would like to speak with a member of the teacher team about this
- Other...



**02:00**