




YEARBOOK PERIOD 4

MAY 13, 2025





01 OBJECTIVE

Students will be able to co create a checklist and rubric for the SY 25 Yearbook website prior to beginning the rough draft designs of their individually assigned pages.

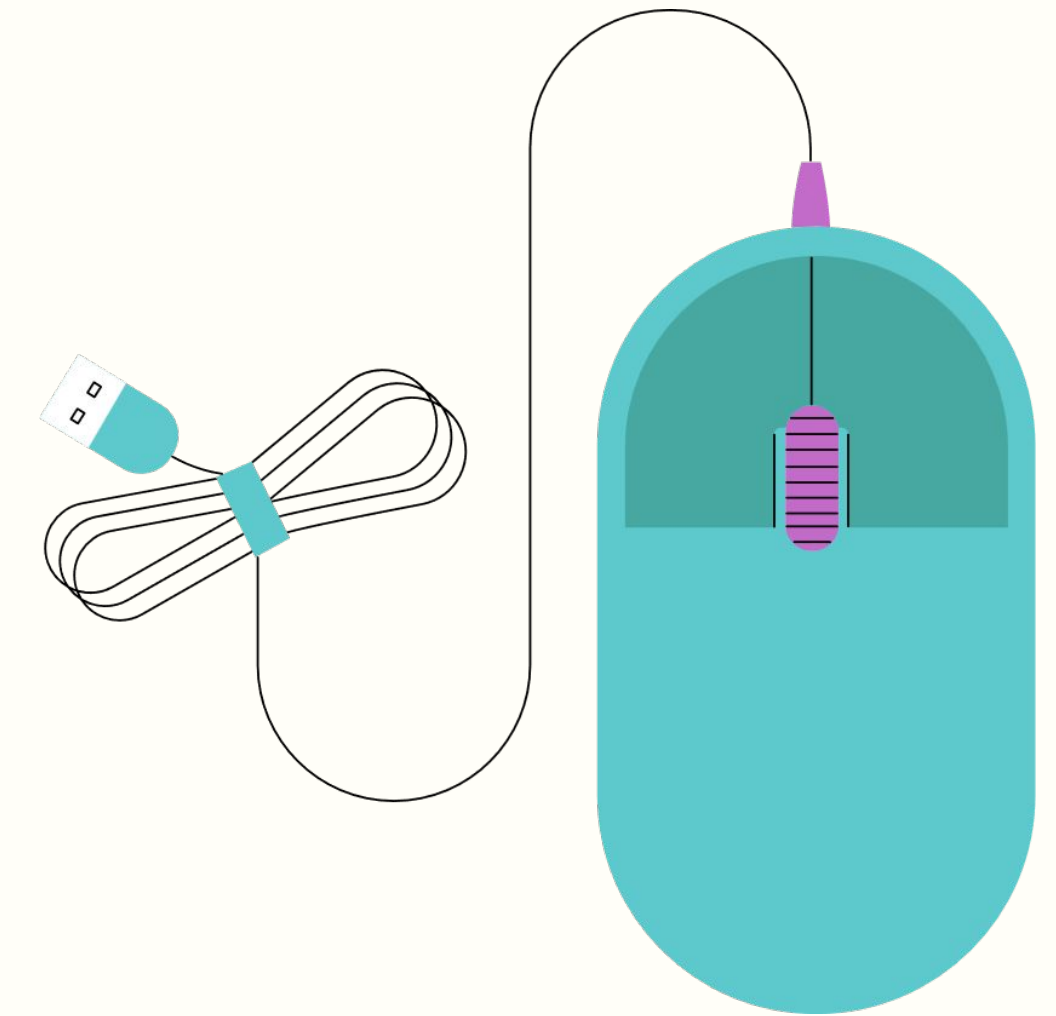




TABLE OF CONTENTS

- 01** SCHOOLOGY DISCUSSION
- 02** GOOGLE PAGE TUTORIAL
- 03** BRAIN BREAK
- 04** CLASS DISCUSSION
- 05** CLASS CHECKLIST
- 06** GOOGLE SITE WORK



SCHOODOLOGY DISCUSSION



10:00

What Needs to Go On Our Website?

Immersive Reader



Due: Tuesday, May 13, 2025 at 11:59 pm

As we are going into our next project of our Yearbook Website, we want you all to consider what content we want to display as a whole.

As a creator, what do you want people to see on the website?

DLC: We can provide supplementary interactive materials that may not be available in a book

yearbook or lost theirs, they can still access some piece of CA 24-25

Presenting: Posts on Social Media get buried underneath newer, recent information. We can organize and have more control through a website.

As a viewer, what would you like to see from the yearbook website?

two questions:

website?

yearbook website?

When you have completed your response, be sure to respond to 2 classmates.




When you have completed your response, be sure to respond to 2 classmates.





GOOGLE PAGE TUTORIAL



We need to know these skills so we can make the best of the tools at our disposal.





You will have **3 minutes** to learn your group's steps. You will teach them to class at the front at the end of the timer in this order.



Steps 1-3: Stella, Emmanuel, Jimena

Steps 22-24: Manar & Jenna

Steps 4-6: Kayline & America

Steps 25-27: Natalie & Mariana

Steps 7-9: Rashel & Janelle

Steps 28-30: Shy

Steps 10-12: Kennya, Alex Y, Kasi

Steps 31-33: Alex BC,

Steps 13-15: Marla, Maribel, Liz

Brandon & Jesus

Steps 16-18: Alexa, Mellanie, Cynthia

Steps 34-36: Fin & Andrik

Steps 19-21: Natalia, Sara, Yomary

03:00

BRAIN BREAK

10:00



GAMES

Uno, [Skribbl.io](https://skribbl.io),
Minecraft, Roblox



CHAT

Talk with your
classmates



???

Anything else you might want to
do to relax before going back to
work





03:00



FROM THE TUTORIAL...



Talk with your tablemates.

What were **three things** you learned how to do and want to use on the website?

```
length;if(v.isFunction(n))for(;u=a;u++)r=ou,s+=.tes
is(c||u);f--u=a f(n,r,i),typeof.u="string"&&(c
in.n)n|r|=t&&((s|r?e i|(i-{}))|r|n|r));i&&v.extend
),i--t&&(i.e.mimeType|n.getResponseHeader("content-ty
t(o),r|o)}function.On(e,t){var.n,r,i,s,o=e.dataTypes.s
">i||a["*."+i];if(!n)for(r.in.a){s=r.split(".");if(s
r",error:n?l:"No.conversion.from."+u+".to."+i}}u=i}re
:){}}function.$n(){return.setTimeout(function(){qn=t,
i,u=v.Deferred().always(function(){delete.a.elem}),a=f
with(e,[f]),!1)},f=u.promise({elem:e,props:v.extend({}
(e,f.opts,t,n,f.opts.specialEasing[t]||f.opts.easing)
ps;On(l,f.opts.specialEasing);for(;i<o;i++){r=Xn[i].ca
ess(f.opts.progress).done(f.opts.done,f.opts.complete
&&(i=s[1],s=e[n]=s[0]),n!:=r&&(e[r]=s,delete.e[n]),o=
,g=e.nodeType&&Gt(e);n.queue||(!v._queueHooks(e,"fx"
y.fire())))),e.nodeType===1&&("height"in.t||"width"i
block":p.zoom=1)),n.overflow&&(p.overflow="hidden",v.
"toggle";if(s==(g?"hide":"show"))continue;m.push(r)}
oveData(e,"fxshow",!0);for(t.in.d)v.style(e,t,d[t]))
prototype.init(e,t,n,r,i)}function.Zn(e,t){var.n,r={h
w:!1}var.n,r,i=e.document,s=e.location,o=e.navigator
lice,c=Array.prototype.indexOf,h=Object.prototype.toS
0]+|[\s\uFEFF\uA0]+$/g,w=/^(?:[^\#<]*(<[\w\W]+>)[^>]*
)/g,C=/^~ms-/ ,k=/-([\da-z])/gi,L=function(e,t){return
detachEvent("onreadystatechange",A),v.ready()}},O={};
typeof.e=="string"){e.charAt(0)=="<"&&e.charAt(e.le
isPlainObject(n)&&this.attr.call(e,n,!0),v.merge(thi
uctor(n).find(e)}return.v.isFunction(e)?r.ready(e):(
(this)},get:function(e){return.e==null?this.toArray(
"find"?r.selector=this.selector+(this.selector?"
```





Table 1:

Table 2:

Table 3:

Table 4:

Table 5:

Table 6:

Table 7:


Table 8:



CHECKLIST

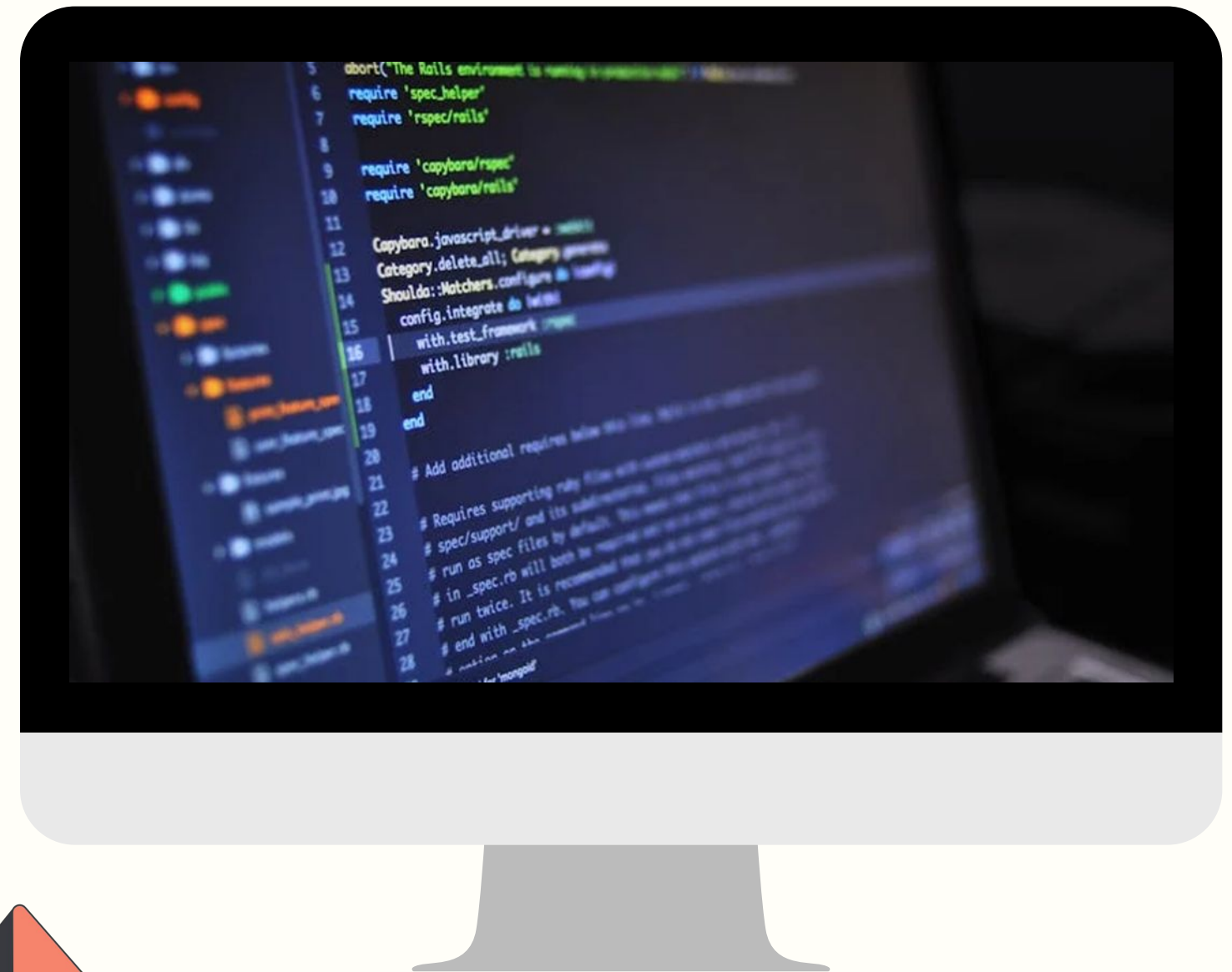
As a class, we want to come up with a couple of items each page should have to keep **cohesion** across the website.

The Teaching Team will **finalize** the checklist after today.




WORK PERIOD

1. Go to the CA Yearbook Website from the Yearbook Schoology page
2. Go to your team's page and begin decorating:
 - a. **Home** - Shy
 - b. **What is this Website?** - Fin & Andrik
 - c. **Athletics** - Rashel & Janelle (Winter) / Kennya, Alex Y & Kasi (Fall) / Marla, Maribel & Liz (Spring)
 - d. **Student Organizations** - Alexa, Mellanie & Cynthia (Clubs) / Natalia, Sara & Yomary (Unions and Societies) / Manar & Jenna (ASM)
 - e. **Arts** - Natalie & Mariana
 - f. **CA Staff** - Stella, Emmanuel, Josue & Jimena
 - g. **Letters from Yearbook Staff** - Alex BC, Brandon & Jesus





**Please complete
the Exit Ticket in
our Weekly Folder!**



RESOURCE PAGE



Use these design resources in your Canva Presentation.

This presentation template uses the following free fonts:

1. Titles: Anton
2. Headers: Anton
3. Body Copy: Arimo

You can find these fonts online too. Happy designing!

Don't forget to delete this page before presenting.





CREDITS



This presentation template is free for everyone to use thanks to the following:

SlidesCarnival for the presentation template

Pexels for the photos

HAPPY DESIGNING!